



! " # \$ % & ' () * + , - & ' \$. +) / & & 0 \$ 1 + * 2 3 4 \$ 5 3 (+ /) (\$

6 / - ' & - (\$ 5 3 (+ /) (\$ \$ \$ \$ \$

! " # \$ % & ' () * + , - . / & ' () * +) () & 0 \$ 1 2 (3 4 " 1 &) " 5 (& 6 7 () # 2 " +) / & 8 (1 9 (+ # \$: () & \$ 1 (& ; \$) (3 & " + & 1 () * " +) () & # " & (\$ 9 < & 6 7 () # 2 " + & \$ + 3 & 5 \$ = & + " # &) 7 5 & # " & > ? ? & 3 7 (& # " & 1 " 7 + 3 2 + : / &

&
! " # \$ % & ' () * + , \$ + - . - / + * \$ + 0 \$ 1 +) 2 &) 3 , + , 4) ' 5 ' 6 ' 7 ' 8) + * \$ 7 ' (+ 5 ' 7 1) + \$ 9 + & (\$:) 3 , ; + 0 \$ 1 + 3 \$ % &) ,) + \$ (+ & < + - . - ! + , \$ + 8) + = ' < ; >) (+ \$ (+ 7 + % ' (?) , + ' () ' ; + & < + > 4 6 3 4 + 0 \$ 1 (+ 8 1 ; 6 <) ; ; + \$ & (' ,) ; @ + B) ; & \$ < ;) ; A + C D +

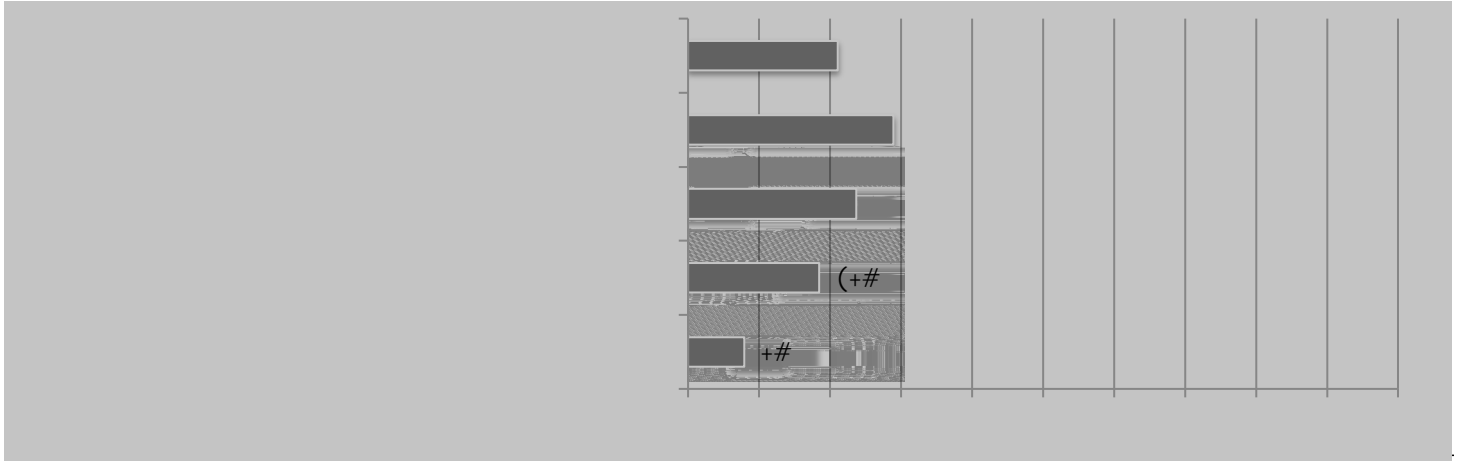
! " # \$ % & ' () * + , - - # . # / 0 # % 1 # \$ 2 # # / % ' 3 1 # . % 4 - % 6 , 7 8 # . 9 % (/ + % 5 : 4 2 # . 9 % # * ; 4 / * # % (* % # . 0 # / \$ % 4 - % 4 \$ () <

- " E 4 ' , + 3 4 ' < F) ; + * \$ + 0 \$ 1 +) 2 &) 3 , + < + 0 \$ 1 (+ % (% 6 ; + 4) ' * 3 \$ 1 < , + & < + - . - ! H + B) ; & \$ < ;) ; A + C D +

C " + I \$ > + > \$ 1 7 * + 0 \$ 1 + *) ; 3 (6 8) + 0 \$ 1 (+ 3 1 (() < , + ; 6 , 1 ' , 6 \$ < + & < + 9 6 7 7 6 < F + ; ' 7 ' (6) * + ' < * + 4 \$ 1 (7 0 + 3 (' 9 , + & \$; 6 , 6 \$ < ; H + + B) ; & \$ < ;) ; A + C D +

+

J" K\$+0\$1+)2&)3,+ <0+34' <F);#<+,4)+ ' 5' 6' 8676,0+\$9+4\$1(70+3(' 9,+\$(+; ' 7' (6) *+&)(;\$<<)7+\$5)(+,4)+3\$%6<F+! -+ %\$<+,4;H+B);&\$<;);A#CD+



+

L" K6*+0\$1(96(%#6<3()';)+\$(+*)3()';)+&' 0+\$(+8)<)%#;#<+-. -. H#%' (?+ 77+,4' ,+ '&&70@B);&\$<;);A#CD

+
+
+
+
+
+
+
+
+

M" +E 4' ,#%&' 3,/69+' <0/+4' ;+,4) +&' <*)%63+4' *+<+0\$1(+&(\$:)3,;H=#%' (?+ 77+,4' ,+' &&70@B);&\$<;);A+CD+

+
+
N" ++K6*+' <+><)(+&\$; ,&\$<)+\$(+3' <3)7+' <0+&(\$:)3,;+,4' ,+>)(+;34)*17)*+, \$+; , ' (, #<+- . - . +\$(+- . -! H=#%' (?+ 77+,4' ,+' &&70@B);&\$<;);A+CN+

+

+

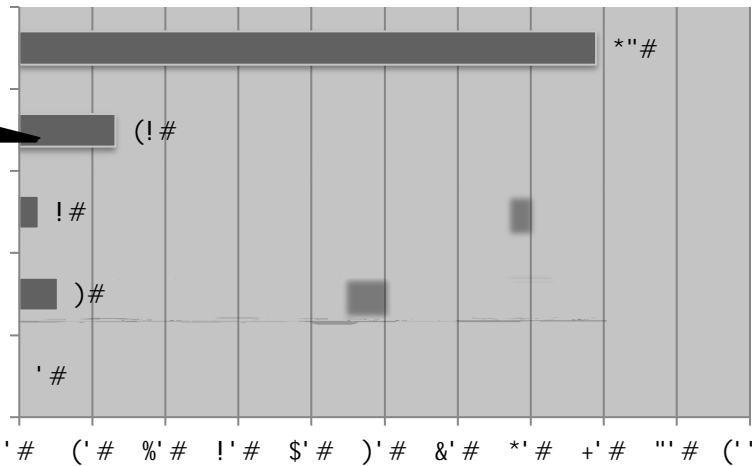
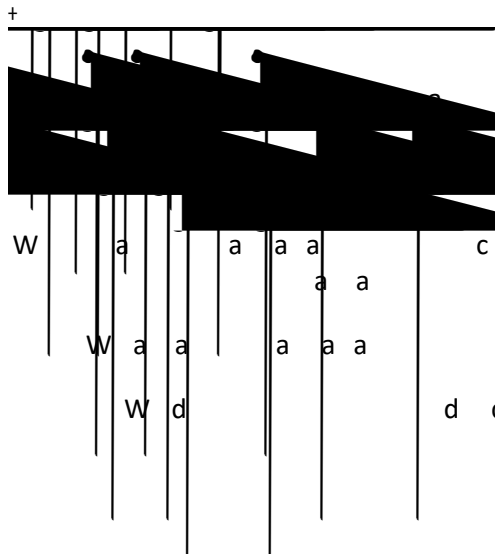
+
0" +E 4' ,+' ()+0\$1(+8&FF); ,+3\$<3)(<;+9\$(+ . -! H+=%' (?+ 7+,4' ,+' &&70@B); &\$<;);A+CD+

The diagram consists of a grid with several black diagonal bars crossing it from top-left to bottom-right. Various symbols are scattered across the grid, often appearing in pairs with a hash sign (#). The symbols include: '+*#', '\$*#', '&&#', '&(#', ')#', '\$*#', '\$%#', '\$%#', '\$%#', '!"#', '!*#', '!%#', '%\$#', '%\$#', '(+#', '&#', '(!#', '+#', and '!#'. At the bottom of the grid, there is a row of symbols: '#', ('#', '%#', '!#', \$#',)#', &#', *#', +#, ''#, ('#.

+

+

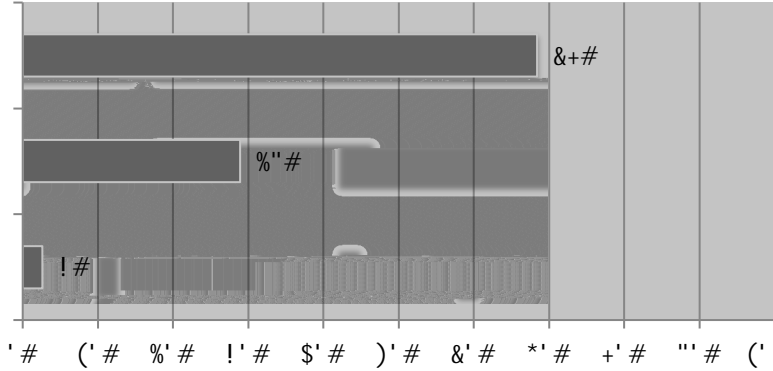
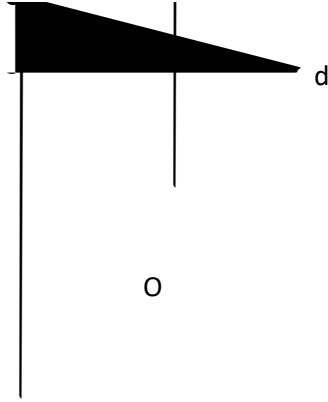
! -" E 4) <+0\$1+;)790&)(9\$(%+3\$<;,(13,6\$<+>\$(?/+*\$+0\$1+\$&)(' ,)' ;+ 1<6\$<+3\$<,(' 3,\$(+\$(+ <+\$&)<0;4\$&+3\$<,(' 3,\$(H+ B);&\$<;);A+CD+



+

+

! C" R; ,6% ' ,)+,4)+,\$, ' 7+*\$77' (+ %\$1<,+9+>\$(?+0\$1(+6(%+&)(9\$(%)*+6<+-. -."+B);&\$<;);A+CD+



+

! J" I \$>+% ' <0+,\$, ' 7+)%&7\$0));+*\$);+0\$1(+6(%+)%&7\$0+ ' ,+ 7+9+6; ;7\$3' ,6\$<;H+B);&\$<;);A+CD+

